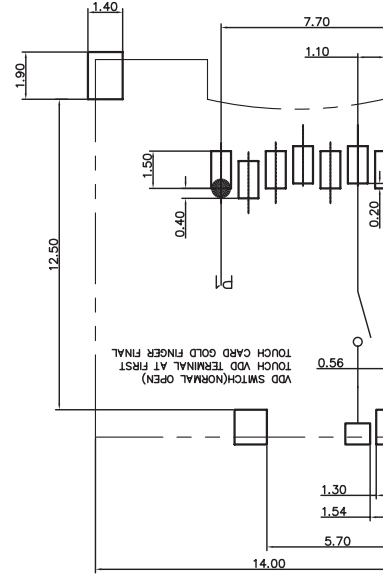
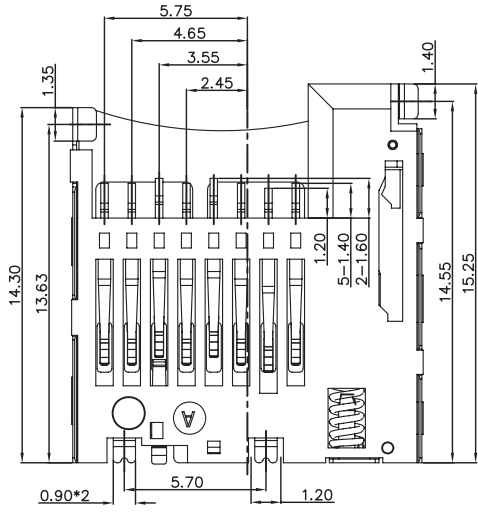
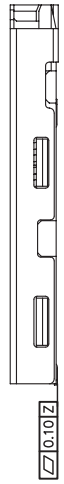
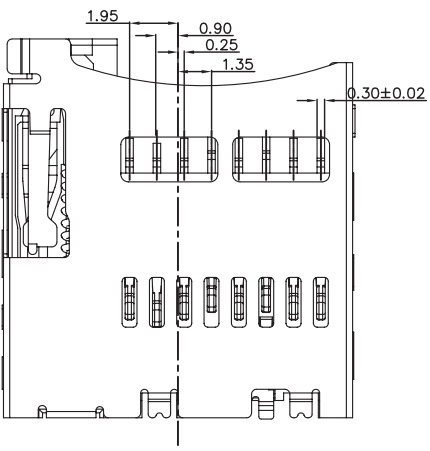
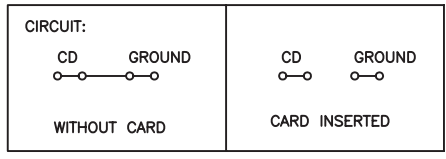
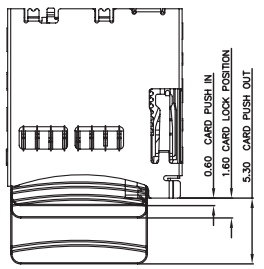
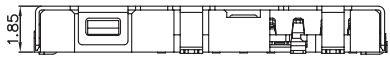


REV.	ECN.NO.
A	



RECOMMEND PCB LAYOUT
GENERAL TOLERANCE ±0.1



- SPECIFICATION:
- Electrical characteristics
 - Contact current rating
 - Contact resistance: 10mΩ
 - Insulation resistance: 100MΩ for no less than 1min
 - Mechanical characteristics
 - Mating durability: 1000cycles
 - Insertion force: 2.0Kg
 - Extraction force: 0.5Kg

GENERAL TOLERANCE		DWG NO.	LZA0	APPD:
X.±0.45	x.'±5'	Title	MICRO SD PUSH CONN 内焊 常开型	CHKD:
.X±0.35	.x'±2'			DR:
.XX±0.25	.xx'±1'	Part NO.	ATFFS190A01BR006	Date
.XXX±0.15	.xxx'±0.5'			
SHEET	1/1			

东莞市汉硕电子科