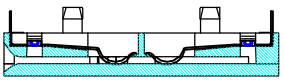
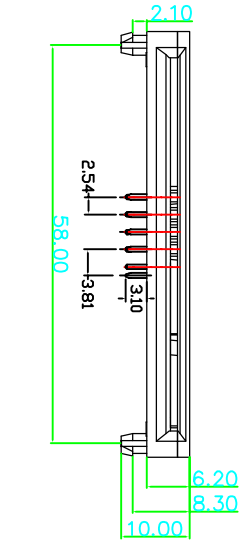
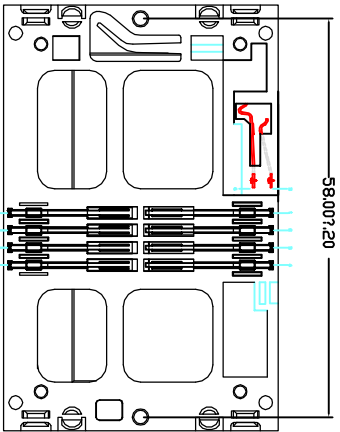
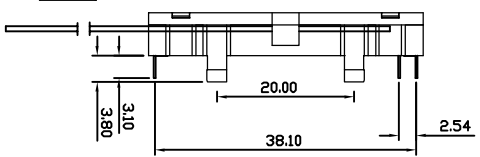
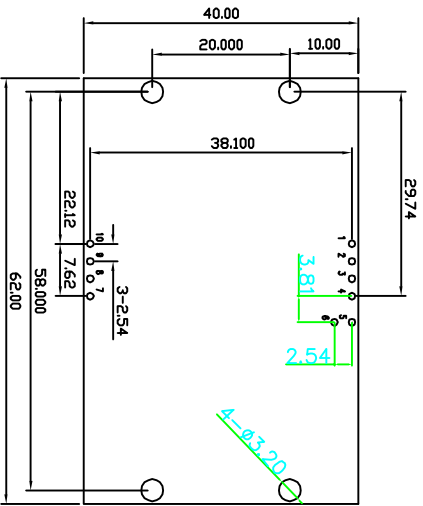


CARD INSERTION DIRECTION



SEC. C-C



RECOMMENDED PCB LAYOUT

NOTE:

1. CARD INSERTION SPECIFICATION
  - A. CARD INSERTION DEPTH: 35.3 MM.
  - B. CARD THICKNESS=0.7~0.8 MM.
2. READING CONTACT:
  - POSITION ACCORDING TO ISO 07816-2 C1-C8.
  - CONTACT FORCE: 30-50 GRAM.
3. MATERIAL AND FINISH:
  - A. HOUSING: PBT UL 94-V0 COLOR: BLACK.
  - B. CONTACT: PHOSPHOR BRONZE SELECTIVE PLATING AU OVER 50μ" NI MIN UNDERPLAT SN ONLY ON TAIL ZONE.
  - C. SWITCH: PHOSPHOR BRONZE SELECTIVE PLATING AU OVER 50μ" NI MIN UNDERPLAT SN ONLY ON TAIL ZONE.

ORDER INFORMATION:

520 XX - XX 0 A X X 0 X

Series No.:

No. of contact:

08, 16

Contact Plated:

- 0A-Selective Gold/Non lead
- 0B-3u" gold/Non lead
- 0C-5u" gold/Non lead
- 0D-15u" gold/Non lead
- 0E-30u" gold/Non lead

Contact Material:

0-phos. bronze

Logo: N-NO Logo

Switch Contact Type:

- 1-Normal Open
- 2-Normal Close

Contact Configuration:

- 1-08 pin (1~4, 7~10)
- 2-08 pin (11~18)
- 3-16 pin (1~4, 7~18)

Material/Color:

A-PBT Lead Free/BLACK

TOLERANCE	MATERIAL	UNITS	SCALE	DATE
0.25 X <sup>±</sup> 2'		mm	1 / 1	20110922
0.15 X <sup>±</sup> 1'	APPROVAL	CHECKED	DRAWN	PROJ.
0.10		Shangbin	Shangbin	

东莞市汉硕电子科技有限公司

DRAWN NAME: SMART CARD CONNECTOR(ROHS)

DWG NO. JK0080628L16

PART NO.